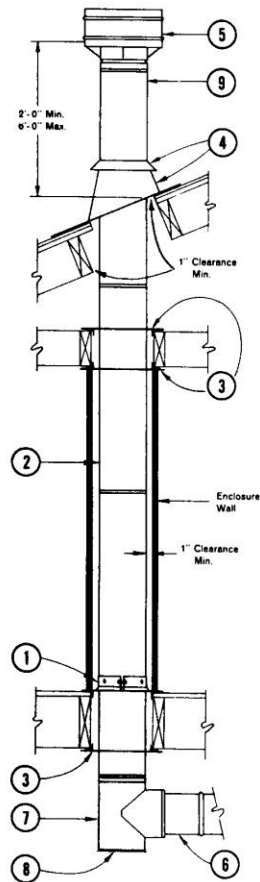




## Typical Installations - All Models

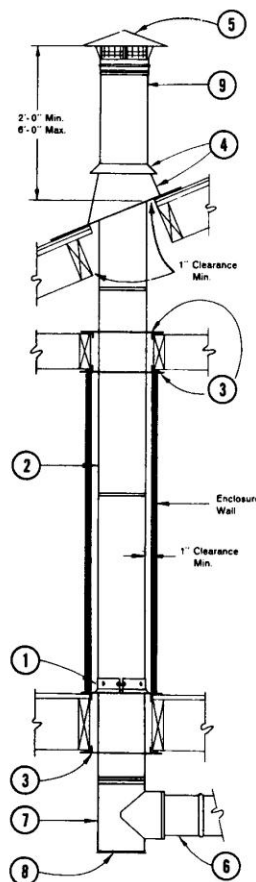
### Model BVR

3", 4, 5, 6, 7, 8 dia's



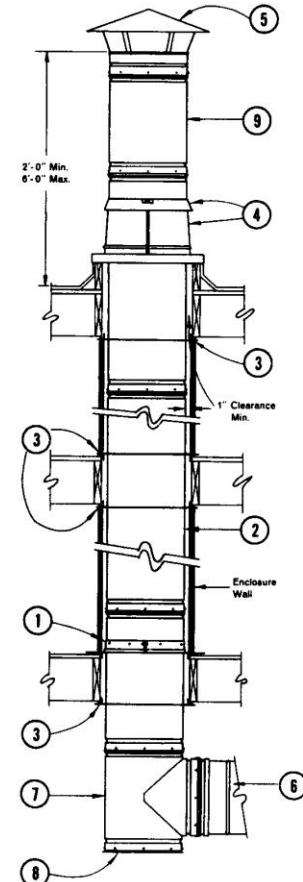
### Model BVM

10", 12, 14 dia's



### Model BVL

16", 18, 20, 22, 24, 26, 28, 30



PART NO.	DESCRIPTION
1	Support Assembly
2	Vent Pipes
3	Firestop Spacers
4	Roof Flashings & Storm Collars
5	Raincaps
6	Vent Connector (Draft Hood Connector)
7	Double Wall Tee (Tee or Reduction Tee)
8	Tee Cap

